

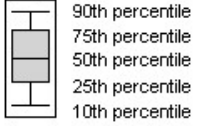
# HARRISFIELD PRIMARY SCHOOL

## Five Year Trend Data Report (2012, 2013, 2014, 2015, 2016)

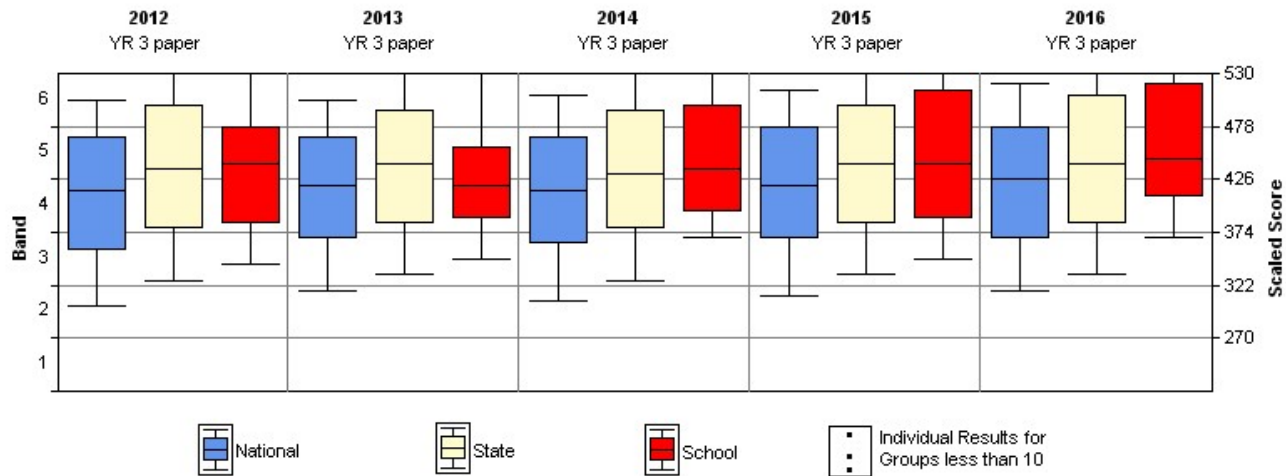
National Assessment Program - Literacy and Numeracy Tests 2016

Year 3 - GRAMMAR & PUNCTUATION, Gender: All, LBOTE: All, ATSI: All

**Key:**

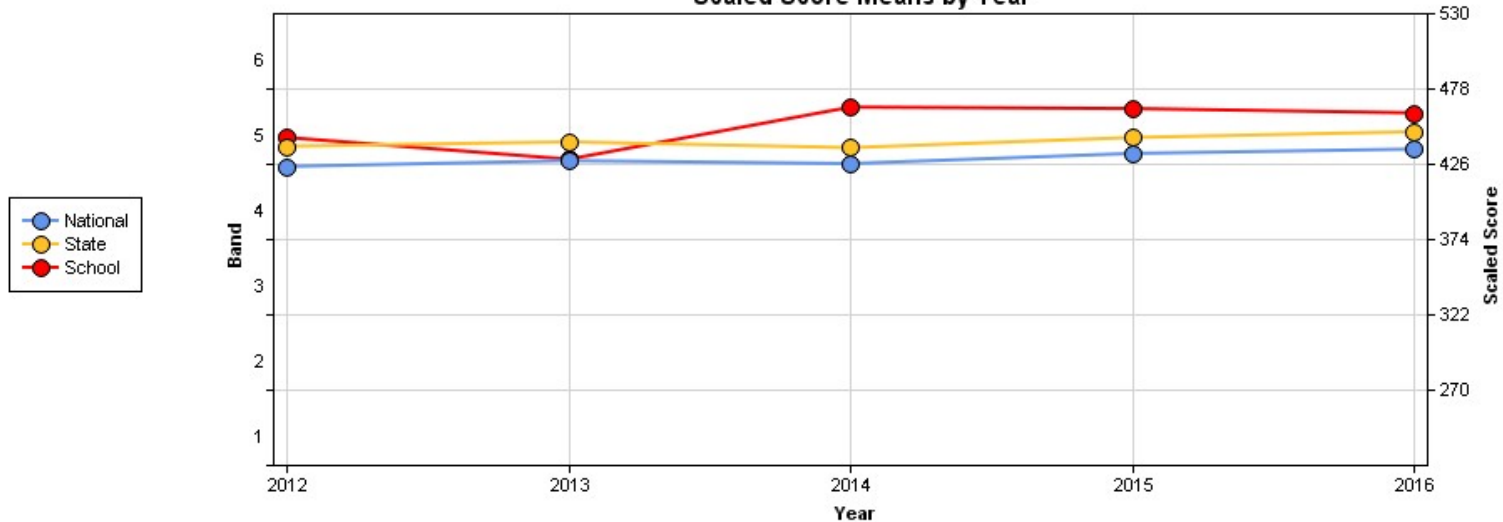


Caution should be used when drawing conclusions from this data, particularly with small groups of students



THIS REPORT USES THE NATIONAL ASSESSMENT PROGRAM SCALE

**Scaled Score Means by Year**



Caution should be used when drawing conclusions from this data, particularly with small groups of students

	2012	2013	2014	2015	2016
<b>National</b>	424	428	426	433	436
<b>State</b>	438	441	437	444	448
<b>School</b>	444	429	465	464	461
<b>No of Students at the School</b>	34	31	27	29	37

THIS REPORT USES SCALED SCORES

Online tutorial assistance for reports can be accessed at <http://usingassessmentdata.vcaa.vic.edu.au/naplan/index.aspx>