

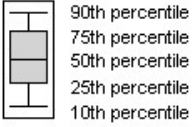
HARRISFIELD PRIMARY SCHOOL

Five Year Trend Data Report (2012, 2013, 2014, 2015, 2016)

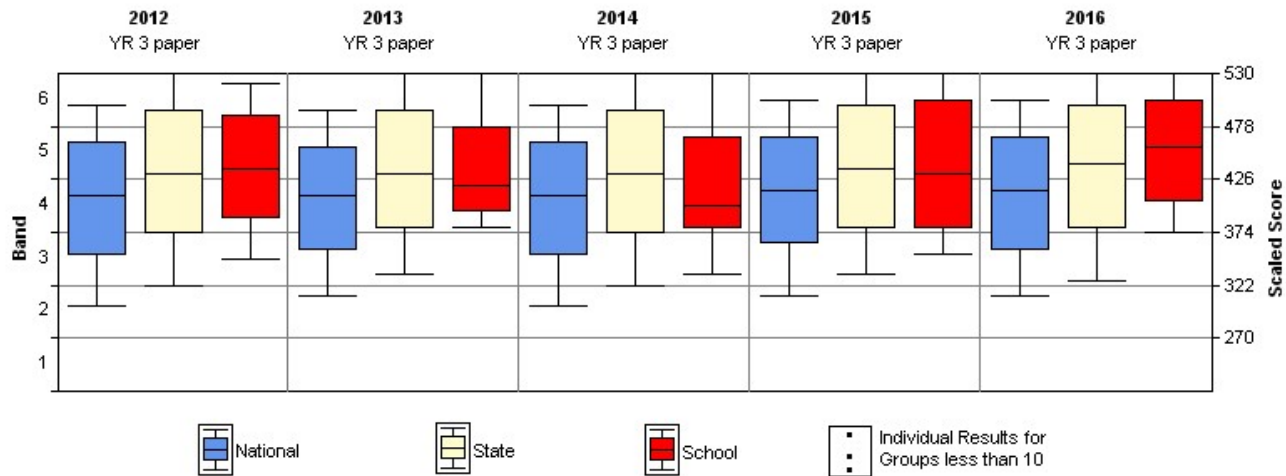
National Assessment Program - Literacy and Numeracy Tests 2016

Year 3 - READING, Gender: All, LBOTE: All, ATSI: All

Key:

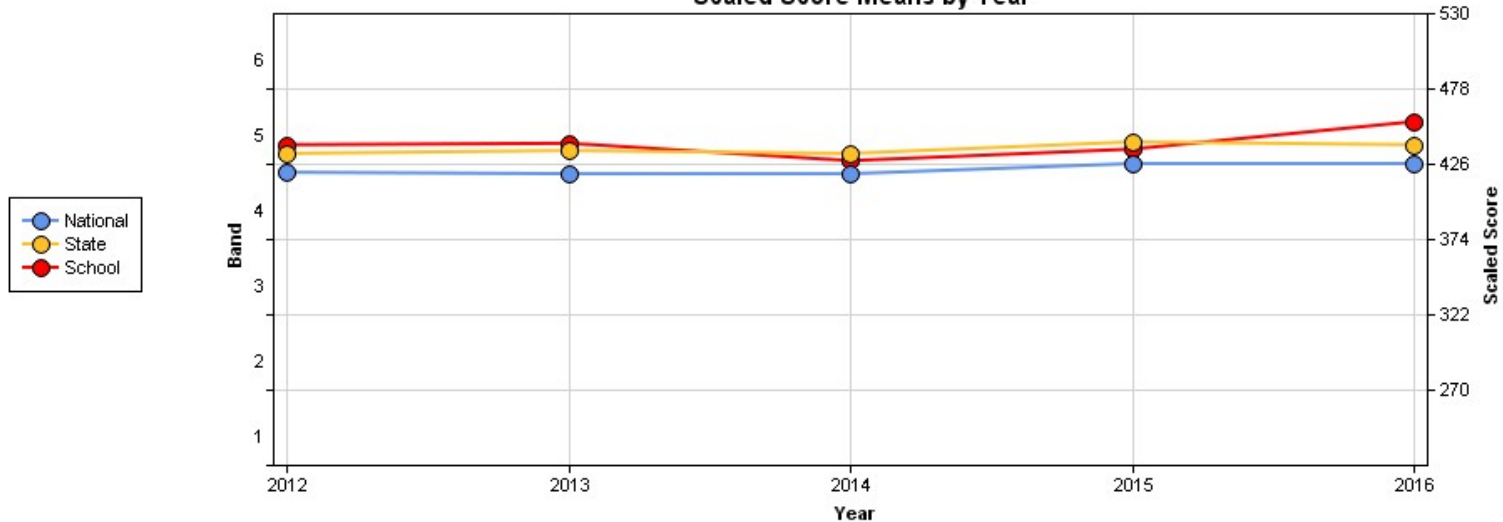


Caution should be used when drawing conclusions from this data, particularly with small groups of students



THIS REPORT USES THE NATIONAL ASSESSMENT PROGRAM SCALE

Scaled Score Means by Year



Caution should be used when drawing conclusions from this data, particularly with small groups of students

	2012	2013	2014	2015	2016
National	420	419	419	426	426
State	433	435	433	441	439
School	439	440	428	436	455
No of Students at the School	34	32	27	27	36

THIS REPORT USES SCALED SCORES

Online tutorial assistance for reports can be accessed at <http://usingassessmentdata.vcaa.vic.edu.au/naplan/index.aspx>