

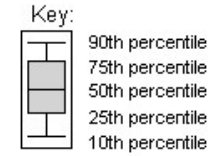
HARRISFIELD PRIMARY SCHOOL

Five Year Trend Data Report (2012, 2013, 2014, 2015, 2016)

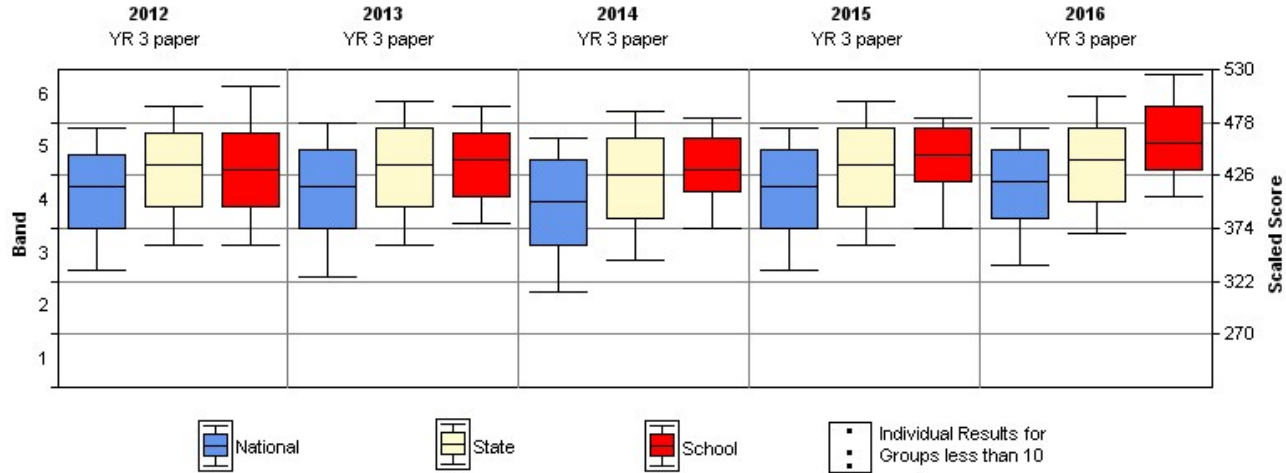
National Assessment Program - Literacy and Numeracy Tests 2016

Year 3 - WRITING, Gender: All, LBOTE: All, ATSI: All

Please note that although the genre varies over time, the narrative writing results from 2016 were successfully equated to the scale used for persuasive writing in 2011-2015. Direct comparisons can be made between any writing tests from 2011 onwards.

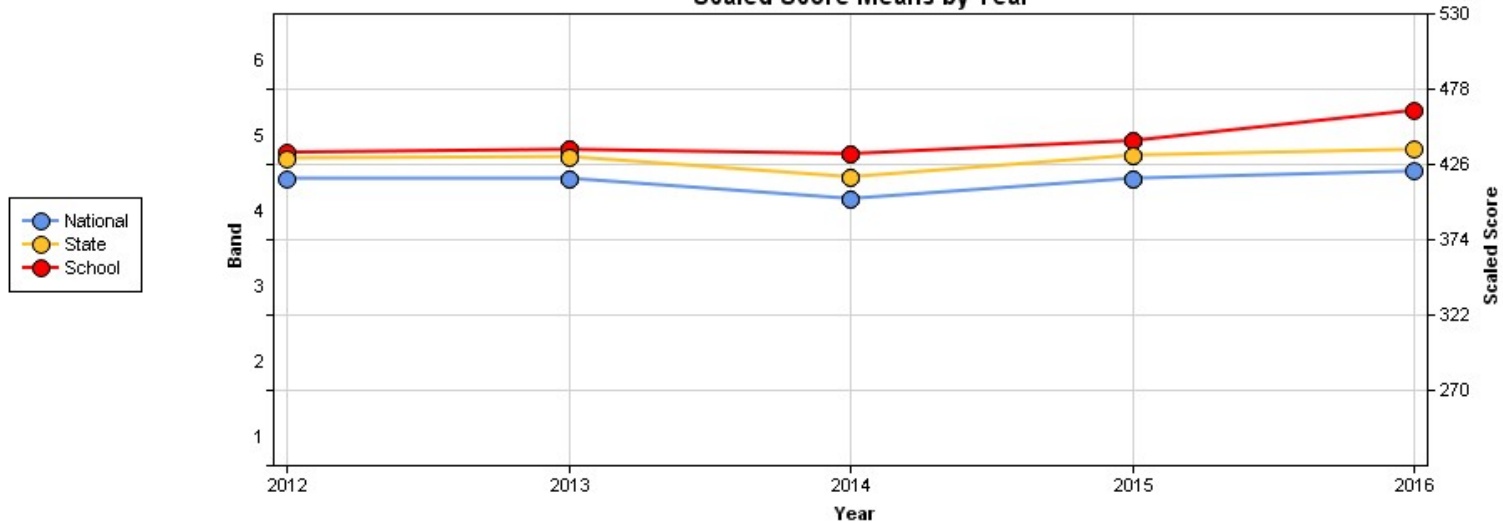


Caution should be used when drawing conclusions from this data, particularly with small groups of students



THIS REPORT USES THE NATIONAL ASSESSMENT PROGRAM SCALE

Scaled Score Means by Year



Please Note:

2008 - 2010 Narrative Writing Genre
 2011 - 2015 Persuasive Writing Genre
 2016 - Narrative Writing Genre

Direct comparisons between writing results from 2011-2016 should not be made with those from 2008-2010.

Caution should be used when drawing conclusions from this data, particularly with small groups of students

	2012	2013	2014	2015	2016
National	416	416	402	416	421
State	430	431	417	432	436
School	434	436	433	442	463
No of Students at the School	33	31	27	29	37

THIS REPORT USES SCALED SCORES

Online tutorial assistance for reports can be accessed at <http://usingassessmentdata.vcaa.vic.edu.au/naplan/index.aspx>