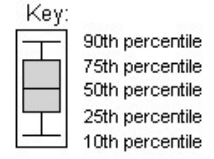


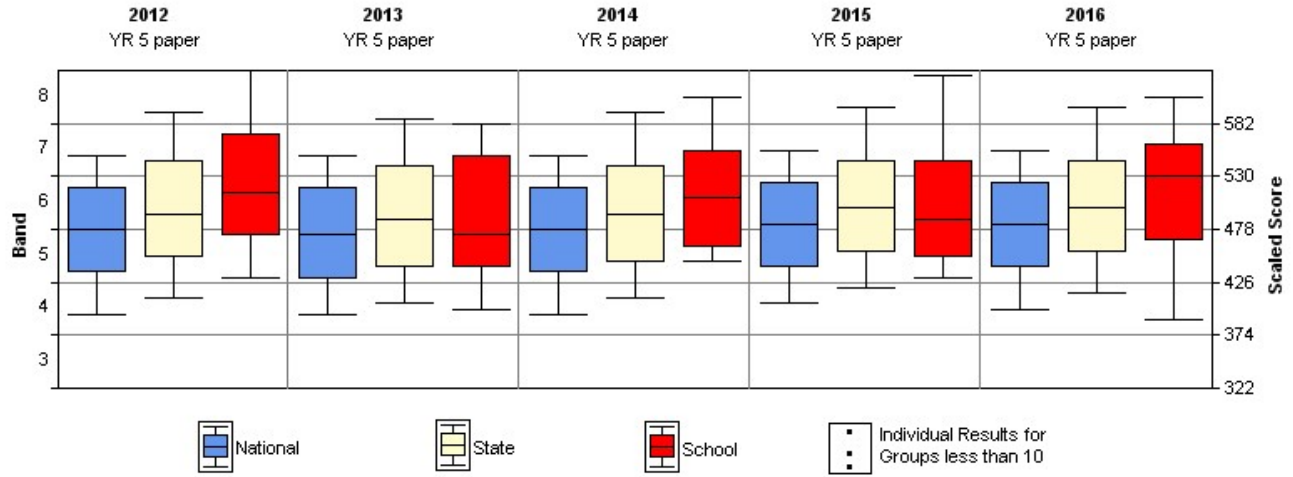
HARRISFIELD PRIMARY SCHOOL

Five Year Trend Data Report (2012, 2013, 2014, 2015, 2016)

National Assessment Program - Literacy and Numeracy Tests 2016
 Year 5 - NUMERACY, Gender: All, LBOTE: All, ATSI: All

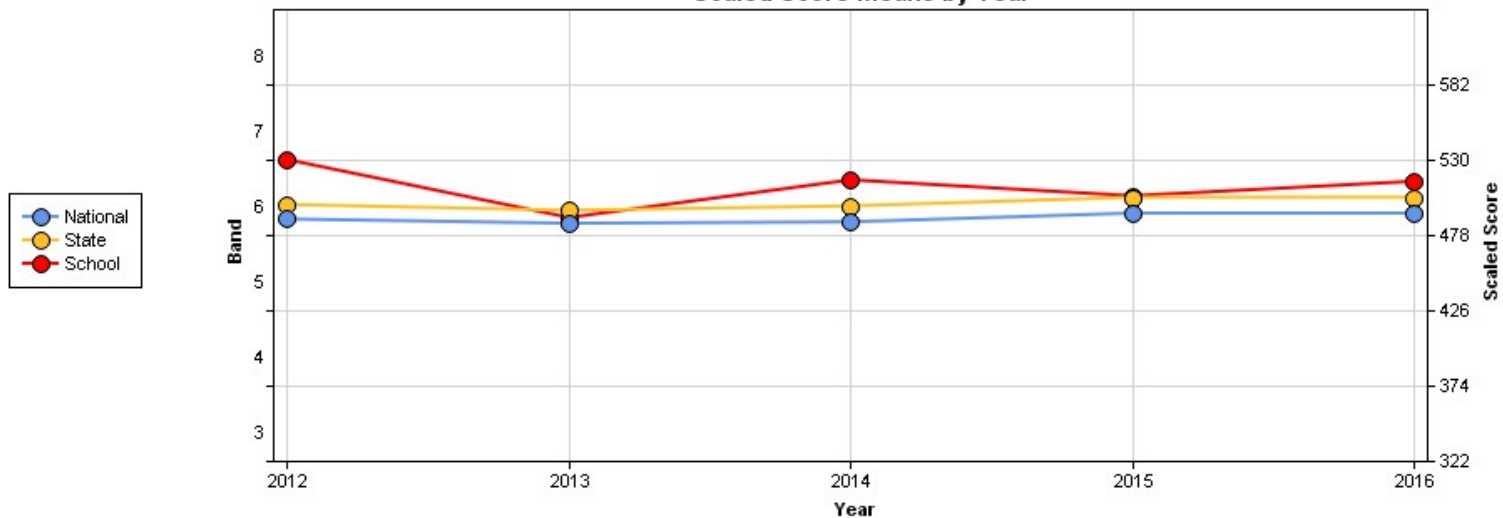


Caution should be used when drawing conclusions from this data, particularly with small groups of students



THIS REPORT USES THE NATIONAL ASSESSMENT PROGRAM SCALE

Scaled Score Means by Year



Caution should be used when drawing conclusions from this data, particularly with small groups of students

	2012	2013	2014	2015	2016
National	489	486	487	493	493
State	499	495	498	504	504
School	530	490	516	505	515
No of Students at the School	19	24	33	28	25

THIS REPORT USES SCALED SCORES

Online tutorial assistance for reports can be accessed at <http://usingassessmentdata.vcaa.vic.edu.au/naplan/index.aspx>