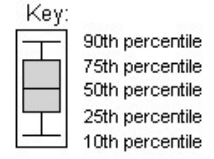


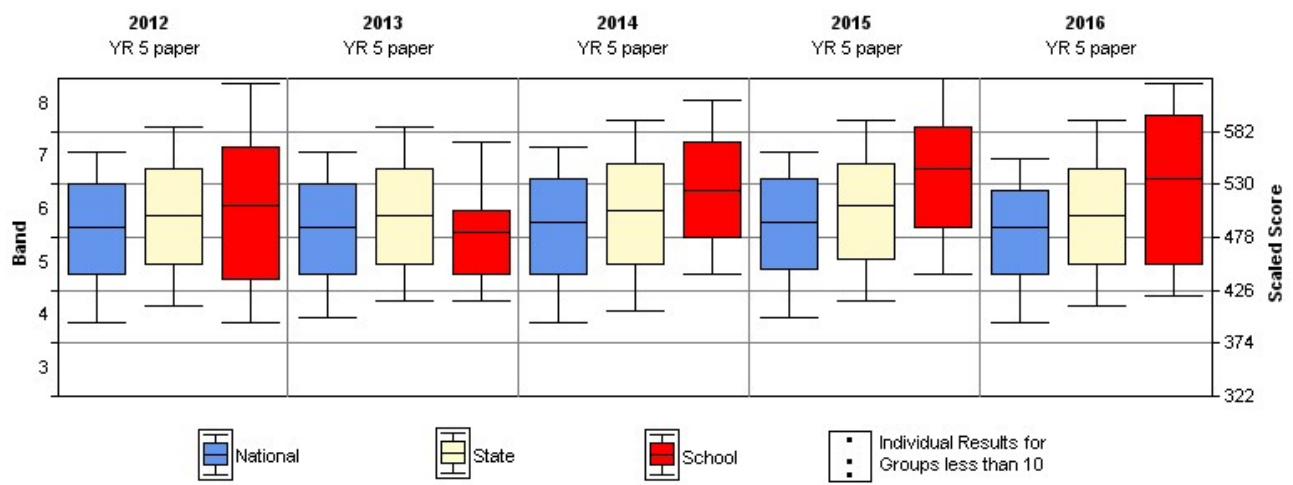
HARRISFIELD PRIMARY SCHOOL

Five Year Trend Data Report (2012, 2013, 2014, 2015, 2016)

National Assessment Program - Literacy and Numeracy Tests 2016
Year 5 - SPELLING, Gender: All, LBOTE: All, ATSI: All

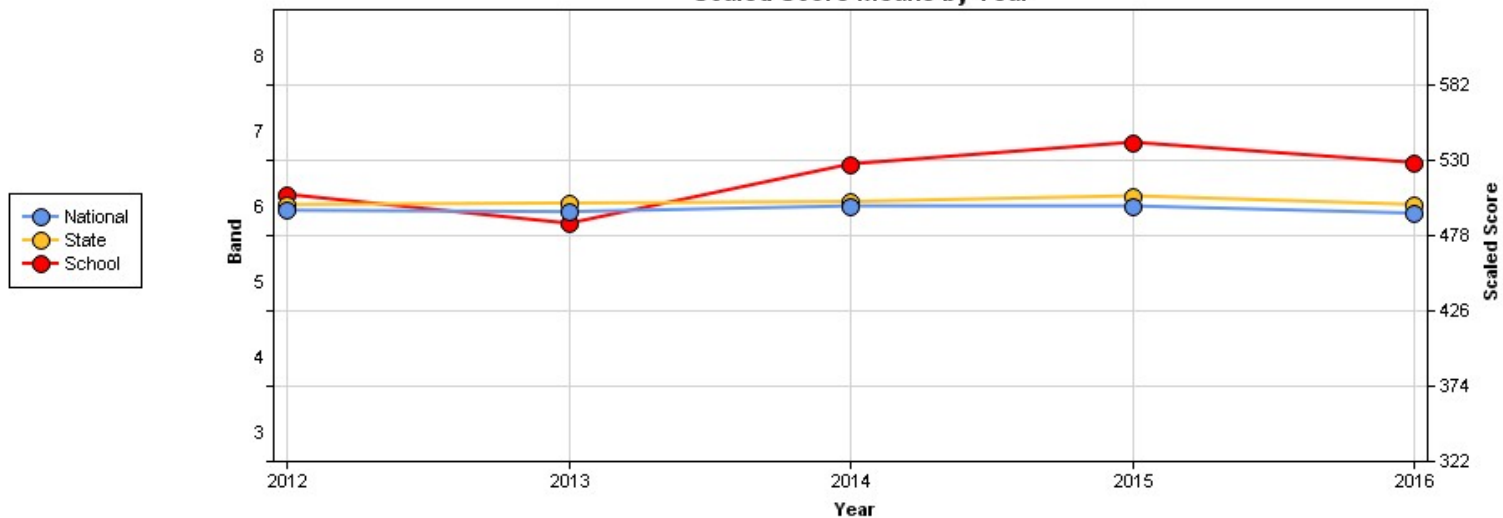


Caution should be used when drawing conclusions from this data, particularly with small groups of students



THIS REPORT USES THE NATIONAL ASSESSMENT PROGRAM SCALE

Scaled Score Means by Year



Caution should be used when drawing conclusions from this data, particularly with small groups of students

	2012	2013	2014	2015	2016
National	495	494	498	498	493
State	499	500	501	505	499
School	506	486	527	542	528
No of Students at the School	19	23	34	28	26

THIS REPORT USES SCALED SCORES

Online tutorial assistance for reports can be accessed at <http://usingassessmentdata.vcaa.vic.edu.au/naplan/index.aspx>