

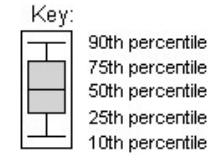
HARRISFIELD PRIMARY SCHOOL

Five Year Trend Data Report (2012, 2013, 2014, 2015, 2016)

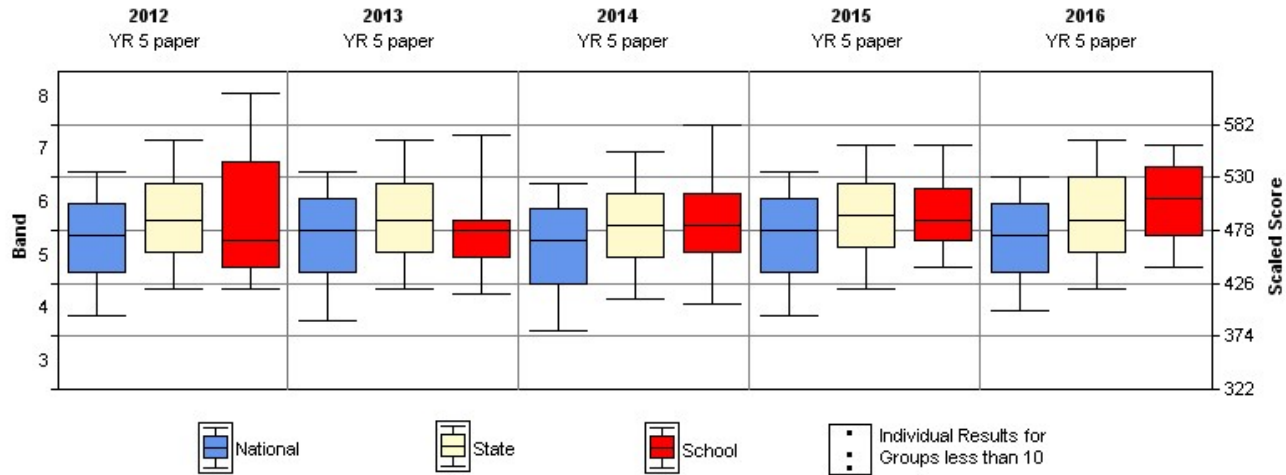
National Assessment Program - Literacy and Numeracy Tests 2016

Year 5 - WRITING, Gender: All, LBOTE: All, ATSI: All

Please note that although the genre varies over time, the narrative writing results from 2016 were successfully equated to the scale used for persuasive writing in 2011-2015. Direct comparisons can be made between any writing tests from 2011 onwards.

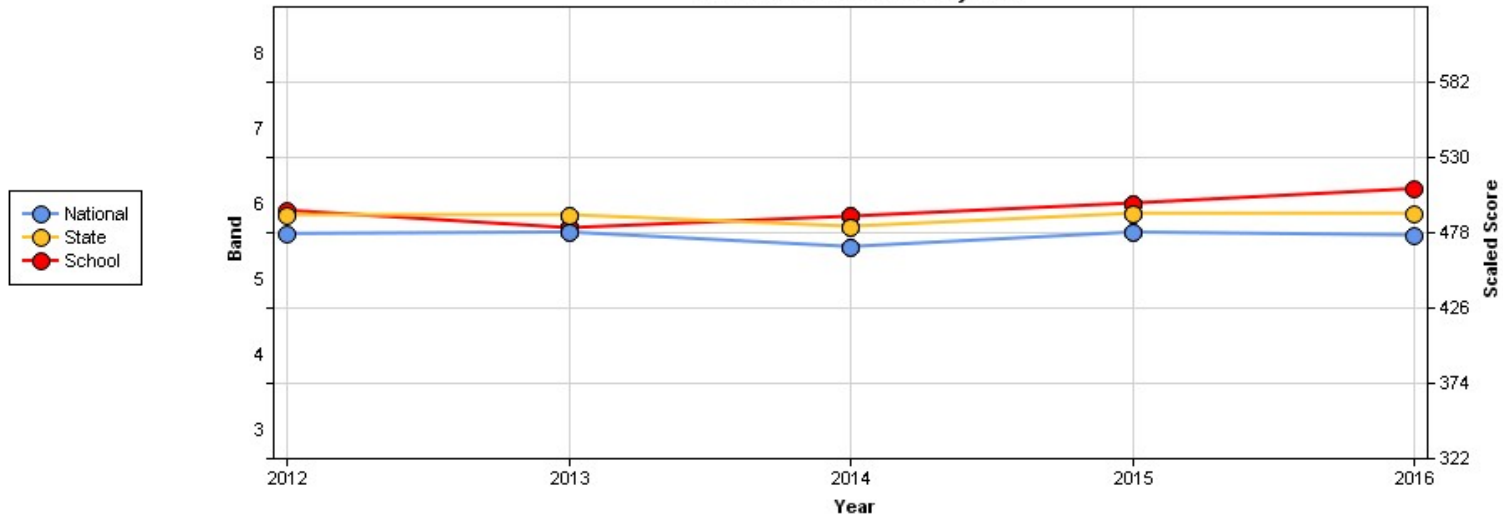


Caution should be used when drawing conclusions from this data, particularly with small groups of students



THIS REPORT USES THE NATIONAL ASSESSMENT PROGRAM SCALE

Scaled Score Means by Year



Please Note:

2008 - 2010 Narrative Writing Genre
 2011 - 2015 Persuasive Writing Genre
 2016 - Narrative Writing Genre

Direct comparisons between writing results from 2011-2016 should not be made with those from 2008-2010.

Caution should be used when drawing conclusions from this data, particularly with small groups of students

	2012	2013	2014	2015	2016
National	477	478	468	478	476
State	490	490	482	491	491
School	493	481	489	498	508
No of Students at the School	19	23	34	28	26

THIS REPORT USES SCALED SCORES

Online tutorial assistance for reports can be accessed at <http://usingassessmentdata.vcaa.vic.edu.au/naplan/index.aspx>