




2021 PLC Summer Work Guide



Revisit/craft Mission statement (why do we exist?)	<input checked="" type="checkbox"/>
<p>Revisit/craft Vision statement (what do we want to become?)</p> <p>**make sure it aligns to our campus and district mission/vision.</p> <p style="text-align: center;">Campus Our Vision</p> <p style="text-align: center;">To become a culture where all leaders persevere and strive to reach their highest potential.</p> <p style="text-align: center;">Our Mission</p> <p style="text-align: center;">Educate, Inspire, Empower, and Lead</p> <p style="text-align: center;">District Mission</p> <p>Provide extraordinary educational opportunities to every learner.</p>	<input checked="" type="checkbox"/>
Revisit/craft Collective Commitments (how must we behave to achieve our vision?)	<input checked="" type="checkbox"/>
<p>Year-Long WIG (how will we mark our progress?)</p> <p>**post in Leadership Lounge with Q1 to be tracked quarterly</p>	<p>(Will need to finalize with fall data)</p> <input checked="" type="checkbox"/>
<p>Lead Measure (s) – no more than 2</p> <p>**post in the Leadership Lounge</p>	<input checked="" type="checkbox"/>
 Place mission, vision, collective commitments, WIG, and lead measures in your team's 21-22 MS PLC google folder labeled: Our Team	<input checked="" type="checkbox"/>
Review/Complete R.E.A.L. (unwrap the standards)	<input checked="" type="checkbox"/>
<p>Create/Identify Pacing Guide</p> <p>When to give CFA: time to respond to Tier 1 if needed or Tier II/III</p>	<input checked="" type="checkbox"/>
 Place R.E.A.L. and Pacing Guide in PLC Google folder labeled: What We Want Our Students to Learn	<input checked="" type="checkbox"/>
 From the pacing guide, determine which standards are to be taught each quarter. Then within each Quarter folder (Q1-Q4), create a google folder for each essential standard that will be focused on during your PLC and label with the essential standard & date taught . For example, name the folder: RL.2 8/3-8/20 . (See last year for examples)	<input checked="" type="checkbox"/>
NEW: Develop a unit (essential standard) action plan using Backward Design	

Revisit/craft Kid-Friendly Learning Targets for each essential standard	
Revisit/craft rubric/establish proficiency standards/example of student proficiency.	
Revisit/craft CFA (for each essential standard)	
Revisit/craft CSA (for each essential standard)	
<u>Make a copy of PLC Agenda/Mtg. Notes</u>	<input checked="" type="checkbox"/>
In each folder place the 1) learning targets, 2) CFA, 3) CSA for that essential standard along with a copy of the 4) PLC agenda/mtg. notes.	