




PLCs:

A Journey to Discovery

Hello!

CELEBRATIONS



✦ PLC Teams

Five Teams with one facilitator.

- Sped Team (Sherri)
- Bilingual Team 1 (Carol)
- Bilingual Team 2 (Yesenia)
- ESL Team 1 (Gwyn)
- ESL Team 2 (TBD)

**Team assignments will be sent out later this week.

✖ Four Questions

- What is it we want them to learn?
- How are we going to know they learning?
- How will we respond if they don't learn it?
- How will we respond if they already know it?

Profile Card 3's and 4's



CIP

1. Based on Profile Card (4's) 50% of 4 year old students will reach developing or higher on the writing continuum May 23, 2021. Based on profile cards (3's), 35% of 3 year old students will reach developing or higher on the writing continuum May 23, 2021.
2. By May 2021, 70% of Spanish speaking 4 year old and 60% of English/ESL Lillie students will be at proficient level in letter sound production based on Profile Cards.
3. By May 2021, 80% of 4 year old Lillie students will meet proficiency in uppercase letter identification.












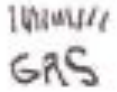
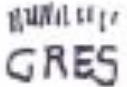
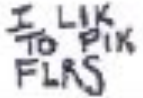
✦ So what is:

- ⦿ Needs Developing
- ⦿ Developing
- ⦿ Proficient

Threes Profile Card-Descriptors

Fours Profile Card-Descriptors

Developmental Stages of Writing (English)

1		Random scribbling – Child writes with the starting point any place on the page.	2		Controlled scribbling – Progression is from left to right.
3		Circular scribbling – Circles or ovals flow on the page.	4		Drawing – Pictures tell a story or convey a message.
5		Mock letters – These can be personal or conventional symbols, such as a heart, star, or letters with extra lines.	6		Letter strings – These move from left to right and progress down the page of actual letters. They have no separations and no correlation with words or sounds.
7		Separated words – Groups of letters have space in between to resemble words.	8		Picture labeling – A picture's beginning sound is matched to a letter (Dog).
9		Awareness of environmental print – Environmental print, such as names on cubbies, is copied.	10		Transitional stage spelling or invented spelling – First letter of a word is used to represent the word (I went to the nature museum.).
11		Beginning and ending letters are used to represent a word (cat).	12		Medial sound is a consonant (grass).
13		Medial sound is in correct position, but the vowel is wrong (grass).	14		A child hears beginning, medial, and ending letters (I like to pick flowers.).

Big concept

“ Look at the differences between a typical preschool child’s hand (left) and a typical 7 year old hand (right). Want to know why a preschool aged child isn’t able to write yet? This is why! Their hands are still developing and are not fully formed. So what should they be doing to support this? **PLAY!!** Playdough, colouring, cutting, gluing, playing outside, digging in dirt, sensory play, dress up play, science experiments, beading, puzzles, throwing balls, etc.

All of these things help their hands develop. When they are physically ready to write, they will! No need to rush them, they will show you when they are ready.”



✦ Breaking Down Standards

Focus on by Curriculum Materials Committee but we will use the same process throughout the year! Shout out to our committee from Lillie!

- Amy Adam – Gen Ed Teacher
- Amabelly Cordova – BIL Teacher
- Jessica Decena – ECSE Teachers/Curriculum Writing Team
- Yesenia Torres – Title 1 Coach/Curriculum Writing Team
- Jill Heare – Librarian
- Sheri Miles – LJJ Administrator
- Marcy Infante - LAS

SLOW DOWN

We GOT THIS!! IT will take time!!!