

Burns Middle School

Xtreme Reading | Data Summary

2018-19



Overview

- Students enrolled in Xtreme Reading sections
 - Exceptional Children - 60
 - Regular Education - 97
 - Total - 157
- Section types
 - 5 co-teaching sections
 - 3 regular education sections
- Trained staff
 - 3 EC teachers
 - 4 regular education teachers
 - Media Specialist/ELA teacher
 - MTSS Coordinator

- Student placement
 - EC
 - IEP reading goal & service time
 - Regular education
 - Historical EOG data
 - STAR reading percentile
 - Course grades
 - Teacher recommendation

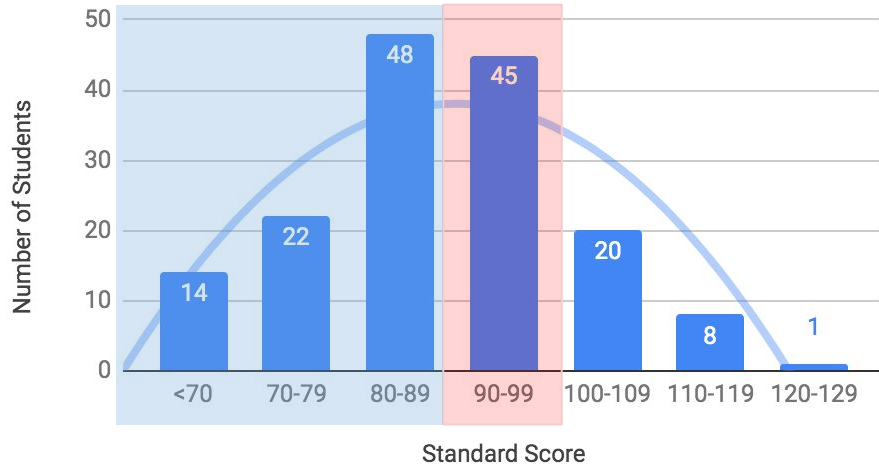
**PURPOSE
DRIVEN**

Data Sets Collected

Assessment	Measures ¹
TOSCRF	measure of reading fluency and general reading ability
GRADE	determines what developmental reading comprehension skills PreK–12 students have mastered and where students need instruction or intervention
EOG	measure of North Carolina reading standards
STAR	measures students' reading comprehension
Survey	qualitative data from students enrolled in Xtreme Reading; likert scale and open ended questions

¹ definition from assessment website

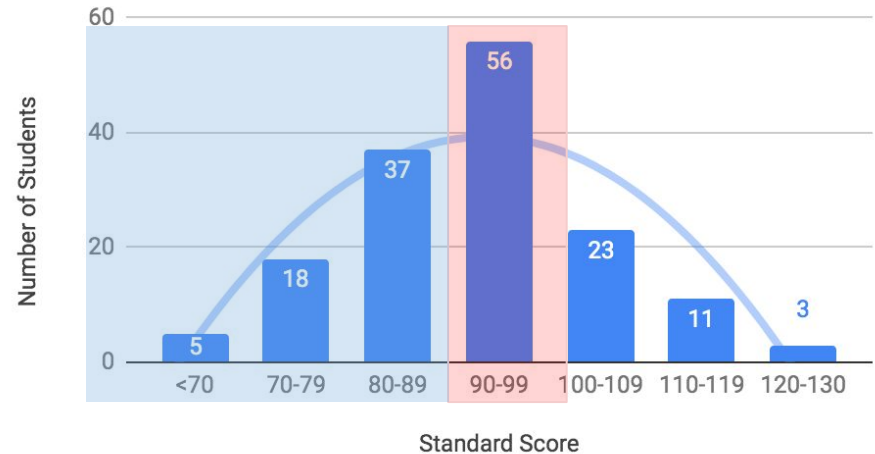
BMS BOY TOSCRF



Measure of reading fluency and general reading ability

TOSCRF Data Standard Scores

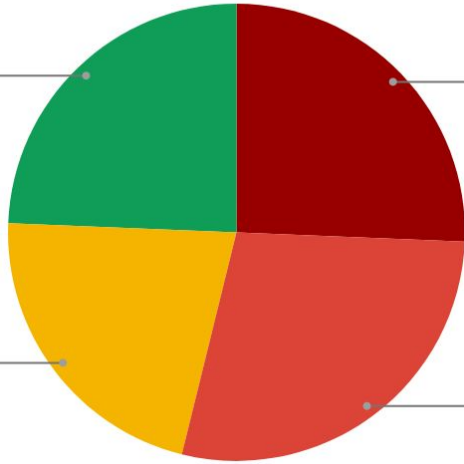
BMS EOY TOSCRF



BMS BOY TOSCRF Percentile

Above 40th
24.4%

Below 10th
25.6%



Below 40th
21.8%

Below 25th
28.2%

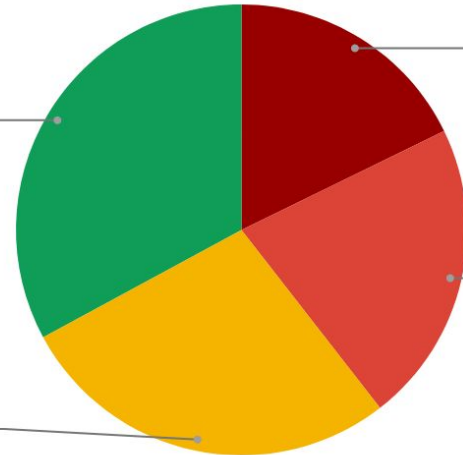
*Measure of reading fluency and
general reading ability*

TOSCRF Data Percentiles

BMS EOY TOSCRF Percentile

Above 40th
32.9%

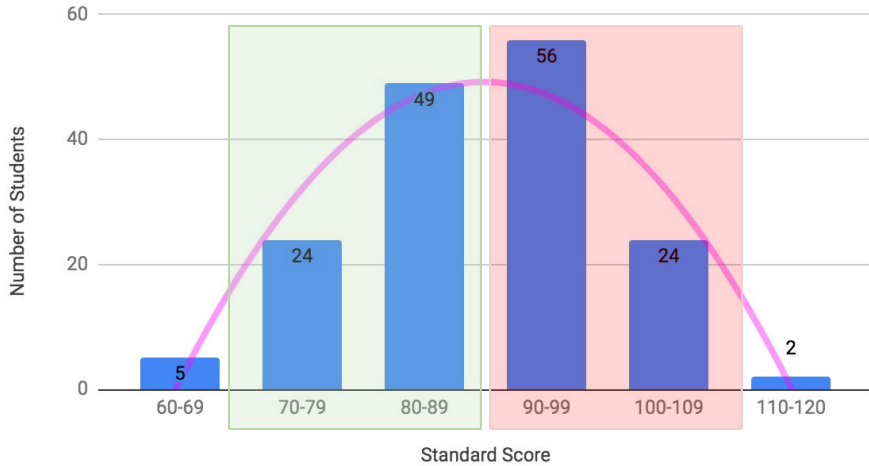
Below 10th
17.8%



Below 40th
27.6%

Below 25th
21.7%

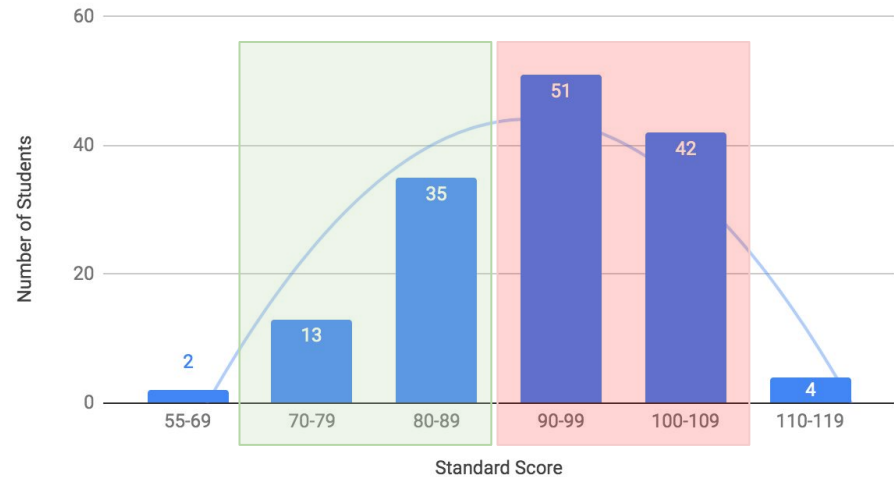
BMS BOY GRADE



Determines what developmental reading comprehension skills PreK–12 students have mastered and where students need instruction or intervention

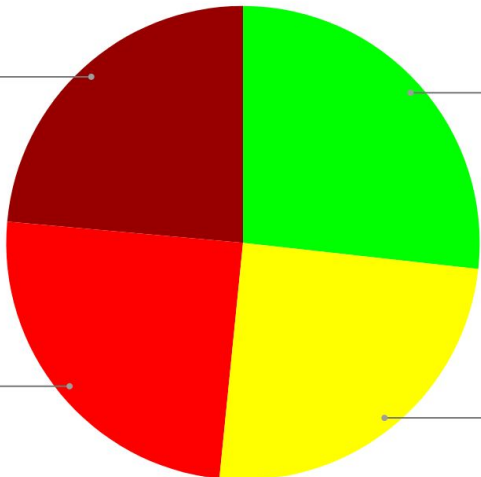
GRADE Data Standard Scores

BMS EOY GRADE



BMS BOY GRADE Percentile

Below 10th
23.6%



Above 40th
26.8%

Below 25th
24.8%

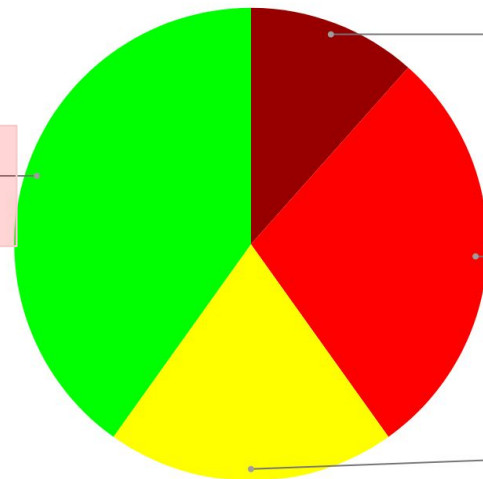
Above 25th
24.8%

GRADE Data Percentiles

BMS EOY GRADE Percentile

Below 10th
11.6%

Above 40th
40.1%



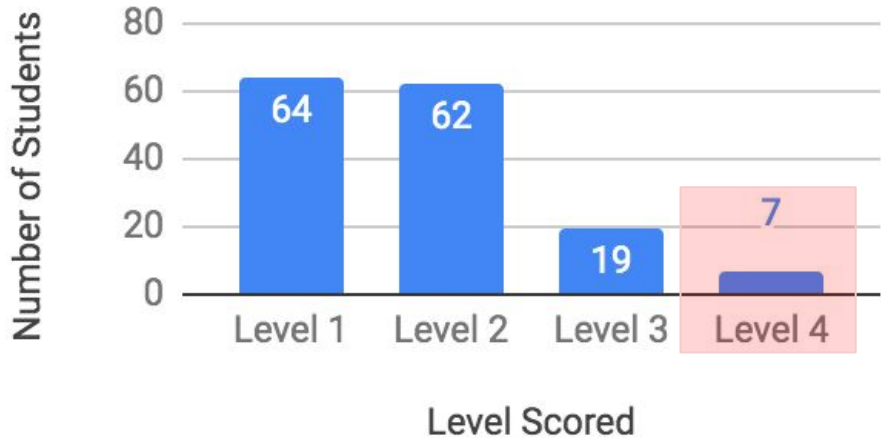
Below 25th
28.6%

Above 25th
19.7%

Determines what developmental reading comprehension skills PreK–12 students have mastered and where students need instruction or intervention

Teacher	GRADE Data by Section
6 grade inclusion (n=10)	<ul style="list-style-type: none"> - 80% of students grew <ul style="list-style-type: none"> - 30% grew 2 grade levels or more - 30% grew 1 grade level or more - 20% grew 0.1 grade levels or more
8 grade inclusion (n=33)	<ul style="list-style-type: none"> - 56.5% of students grew <ul style="list-style-type: none"> - 8.6% grew 2 grade levels or more - 21.7% grew 1 grade level or more - 26.1% grew 0.1 grade levels or more
7 grade inclusion (n=28)	<ul style="list-style-type: none"> - 57.1% of students grew <ul style="list-style-type: none"> - 10.7% grew 2 grade levels or more - 17.8% grew 1 grade level or more - 28.5% grew 0.1 grade level or more
7 & 8 grade reg ed (n=58)	<ul style="list-style-type: none"> - 82.7% of students grew <ul style="list-style-type: none"> - 27.5% grew 2 grade levels or more - 29.3% grew 1 grade level or more - 25.8% grew 0.1 grade level or more
7 grade inclusion (n=16)	<ul style="list-style-type: none"> - 62.5% of students grew <ul style="list-style-type: none"> - 31.25% grew 2 grade levels or more - 12.5% grew 1 grade level or more - 18.75% grew 0.1 grade level or more
8 grade inclusion (n=12)	<ul style="list-style-type: none"> - 50% of students grew <ul style="list-style-type: none"> - 16.7% grew 2 grade levels or more - 16.7% grew 1 grade level or more - 16.7% grew 0.1 grade level or more

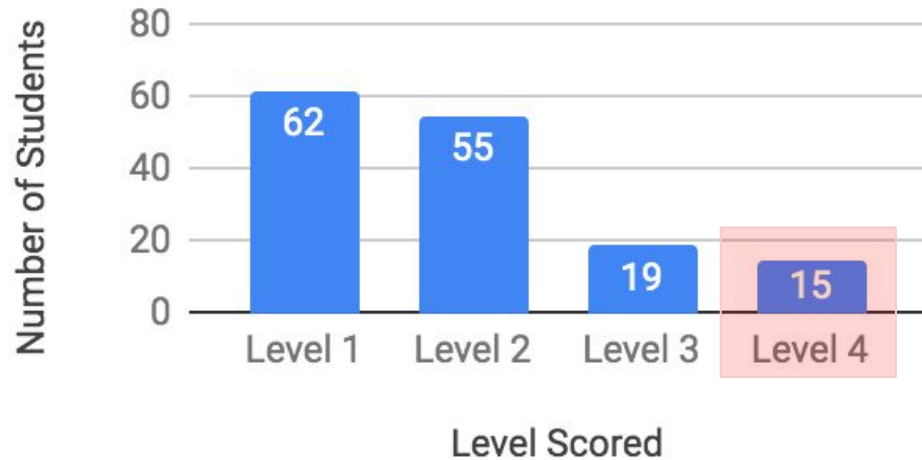
BMS 17-18 Reading EOG



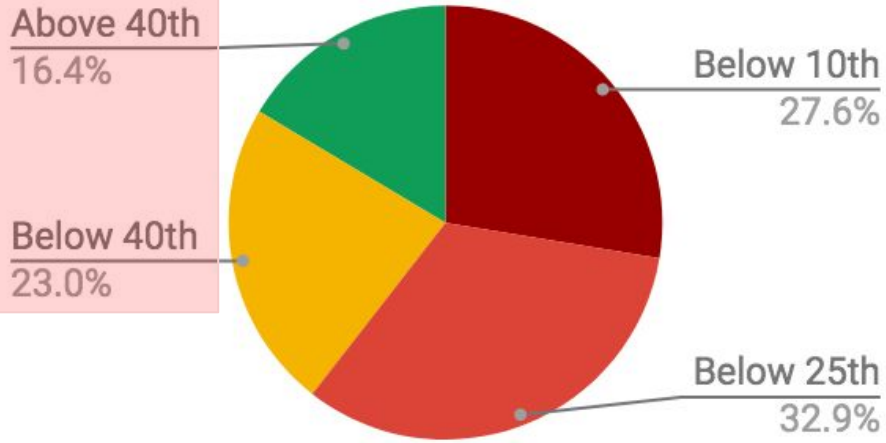
*Measure of North Carolina
reading standards*

EOG Data - Levels ¹

BMS 18-19 Reading EOG



BMS 2017-2018 Reading EOG...

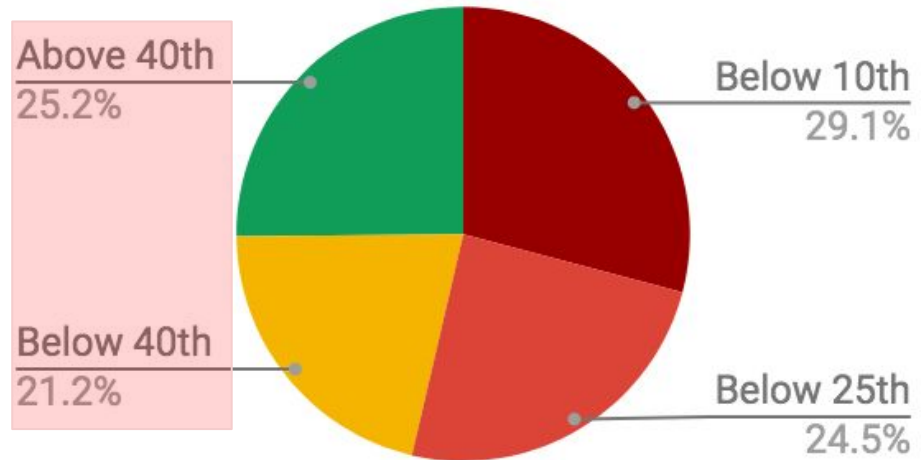


*Measure of North Carolina
reading standards*

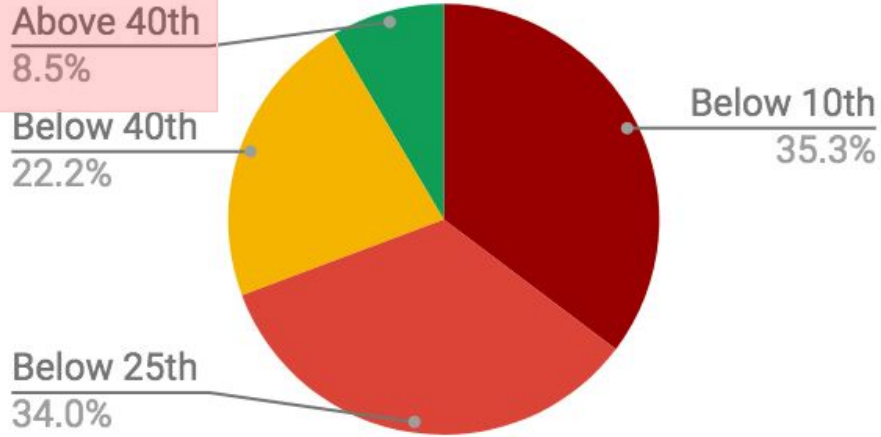
*Percent of students above 25%tile
increased by 7%*

EOG Data Percentiles

BMS 2018-2019 Reading EO...



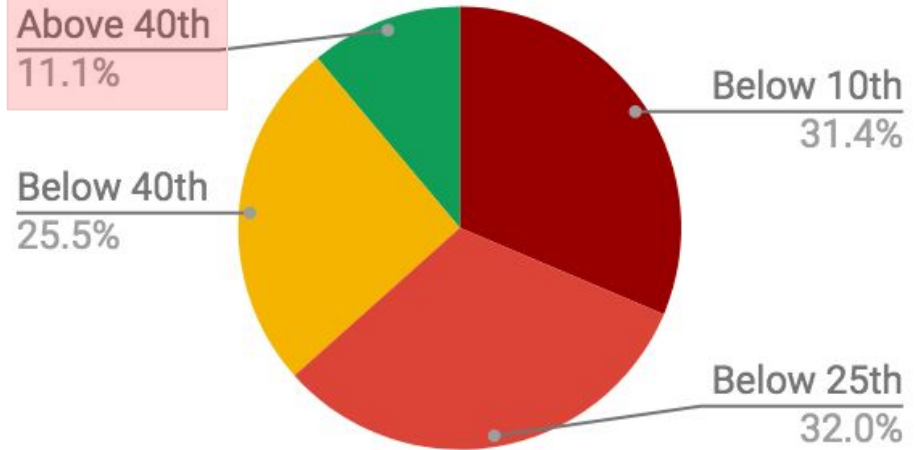
BMS BOY Star Reading Perce...



Measures students' reading comprehension

STAR Data

BMS EOY Star Reading Perce...



Survey Results

Question	Percent agree/strongly agree
I am a more confident reader after having Xtreme Reading.	79.7%
I use Xtreme Reading strategies in my other classes.	28.2%
Xtreme Reading has made me more confident for the EOG.	77.0%
I understand the ACHIEVE expectations for my class.	84.0%

Question	Percent answering yes
Did you receive helpful and ongoing feedback about assignments?	93.2%
Have you learned strategies that help you read better? Do you understand what you read more?	96.0%
Do you feel more prepared for the EOG having learned the Xtreme Strategies?	90.0%
Do you better remember what you read?	91.0%

Student Comments [SIC]

“From the beginning of the year I felt unprepared because I didn't know much about the strategies and I still was reading fast and not understanding the story or the words. But now that I know the strategies I feel more comfortable and prepared for the EOG.” - 6 grade student [SIC]

*“Yes when I'm doing a passage the INFER strategy really helps me get a better understanding of the passage.”
- 8 grade student*

“I have learned more strategies this year that will help me in the future. It helps me understand what I am reading now like poems and other paragraphs.” - 7 grade student

“Yes I have learned new strategies that helped me read better this year. I do understand what I am reading more than I did because of the strategies that we were taught.” - 8 grade student

“Yes I've learned a lot of new strategies with Xtreme and the strategies have taught me how to slow down and take my time and teach me how to comprehend what i'm reading. I used to struggle in reading class in my previous years but this 8th grade year has been a success. My favorite strategies that helped me and that I really like are the infer strategy and self questioning.” - 8 grade student